


vtech®

# User's Manual

**Go! Go!**  
**Smart Wheels®**  
*Playtime with miles of learning™*

## Deluxe Car Carrier™



© 2015 VTech  
Printed in China  
91-003179-006 US

Dear Parent,

Welcome to the world of **Go! Go! Smart Wheels**®! We're excited you've decided to ride along with us and explore all that **Go! Go! Smart Wheels**® has to offer. These toys have been designed to give your child a thrilling learning experience with hours and hours of fun as well.

**Go! Go! Smart Wheels**® features vehicles that interact with your child by lighting up, singing and talking, while teaching your child letters and vehicle names (each sold separately). There are other surprises in store, too! With our innovative **SmartPoint**® technology, available on **Go! Go! Smart Wheels**® playsets (each sold separately), your child will smile as they hear **SmartPoint**® vehicles respond to each unique **SmartPoint**® location with singing, sound effects and fun phrases.

Our **Go! Go! Smart Wheels**® playsets also feature buttons, gears and other mechanical features to encourage the development of your child's fine motor skills. Many of the playsets also have tracks that can be arranged in endless ways, stimulating your child's creativity. In addition, all the **Go! Go! Smart Wheels**® playsets connect to other playsets in the collection, so there's no end to what your child can do!

With **Go! Go! Smart Wheels**®, it's playtime with miles of learning!


Sincerely,  
Your friends at **VTech**®

To learn more about **VTech**® toys, visit [vtechkids.com](http://vtechkids.com)

# INTRODUCTION

Thank you for purchasing the **VTech® Go! Go! Smart Wheels® Deluxe Car Carrier™!**

The **Deluxe Car Carrier™** is a big truck that includes one **Go! Go! Smart Wheels®** convertible and can hold up to four vehicles (sold separately). Your child will love loading and unloading the car carrier using the ramp. The car carrier also includes three **SmartPoint®** locations and manipulative features they'll love to explore.



# INCLUDED IN THIS PACKAGE

- One VTech® Go! Go! Smart Wheels® Deluxe Car Carrier™
- One SmartPoint® convertible
- User's manual

## WARNING:

All packing materials, such as tape, plastic sheets, packaging locks and tags are not part of this toy, and should be discarded for your child's safety.

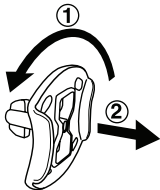
## ATTENTION:

Pour la sécurité de votre enfant, débarrassez-vous de tous les produits d'emballage tels que rubans adhésifs, feuilles de plastique, attaches et étiquettes. Ils ne font pas partie du jouet.

## NOTE:

Please keep this user's manual as it contains important information.

## Unlock the packaging locks:



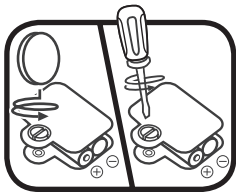
- ① Rotate the packaging lock counterclockwise 90 degrees.
- ② Pull out the packaging locks.

Please cut and discard the plastic tie between the ramp and the top platform before playing with the unit. This plastic tie is not part of the product and should be discarded for your child's safety.

# GETTING STARTED

## BATTERY INSTALLATION - CONVERTIBLE

1. Make sure the unit is turned **OFF**.
2. Locate the battery cover on the bottom of the convertible. Use a coin or a screwdriver to loosen the screw.
3. Install 2 new “AAA” (AM-4/LR03) batteries following the diagram inside the battery box. (The use of new alkaline batteries is recommended for maximum performance.)
4. Replace the battery cover and tighten the screw to secure the battery cover.



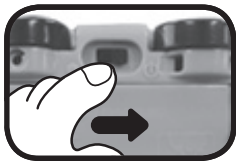
## BATTERY NOTICE

- Use new alkaline batteries for maximum performance.
- Use only batteries of the same or equivalent type as recommended.
- Do not mix different types of batteries: alkaline, standard (carbon-zinc) or rechargeable (Ni-Cd, Ni-MH), or new and used batteries.
- Do not use damaged batteries.
- Insert batteries with the correct polarity.
- Do not short-circuit the battery terminals.
- Remove exhausted batteries from the toy.
- Remove batteries during long periods of non-use.
- Do not dispose of batteries in fire.
- Do not charge non-rechargeable batteries.
- Remove rechargeable batteries from the toy before charging (if removable).
- Rechargeable batteries are only to be charged under adult supervision.

# PRODUCT FEATURES - CONVERTIBLE

## 1. ON/OFF SWITCH

To turn the unit **ON**, slide the **ON/OFF SWITCH** to the **ON (☺)** position. To turn the unit **OFF**, slide the **ON/OFF SWITCH** to the **OFF (●)** position.

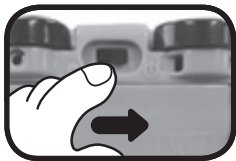


## 2. AUTOMATIC SHUT-OFF

To preserve battery life, the **VTech® Go! Go! Smart Wheels®** convertible will automatically power-down after approximately 60 seconds without input. The unit can be turned on again by pressing the light-up button, pushing the convertible quickly, triggering a **SmartPoint®** location or turning the convertible off and on.

# ACTIVITIES - CONVERTIBLE

1. Slide the **ON/OFF SWITCH** to the **ON** position to turn the unit on. You will hear a car sound, a song and a phrase. The light will flash with the sounds.




2. Press the **LIGHT-UP BUTTON** to hear fun sounds, sing-along songs and phrases. The light will flash with the sounds.



3. Push the convertible to hear fun sounds and melodies. While a melody is playing, push the convertible again to add in fun sounds on top of the melody. The light will flash with the sounds.



4. For added fun, the convertible interacts with the **Deluxe Car Carrier™** and all **VTech® Go! Go! Smart Wheels®** playsets (each sold separately). Simply place or roll the convertible over one of the three **SmartPoint®** locations on the **Deluxe Car Carrier™** to see the light flash and to hear greetings, fun sounds, short tunes and sing-along songs. You can also play with the convertible on **Go! Go! Smart Animals®** playsets (each sold separately).



## ACTIVITIES – DELUXE CAR CARRIER™


1. Place the convertible or any **SmartPoint®** vehicle (each sold separately) on any of the 3 **SmartPoint®** locations to trigger fun sounds, songs or phrases.
2. Place up to 4 **Go! Go! Smart Wheels®** vehicles in the car carrier to transport them around.



3. Use the different manipulative features on the vehicle for role-play fun. Turn the exhaust stack, press the button on top of the carrier, turn the gears, and more!



4. Raise and lower the **RAMP** and **FLIP DOWN GATE** and slide the convertible down from the first or second floor of the car carrier.



## EXPAND & EXPLORE

Connect to the **Go! Go! Smart Wheels® Deluxe Track Set** (as shown below) or other **Go! Go! Smart Wheels®** and **Go! Go! Smart Animals®** playsets (each sold separately) to expand the **Deluxe Car Carrier™** and inspire creativity.





## CARE & MAINTENANCE

1. Keep the unit clean by wiping it with a slightly damp cloth.
2. Keep the unit out of direct sunlight and away from any direct heat source.
3. Remove the batteries when the unit is not in use for an extended period of time.
4. Do not drop the unit on hard surfaces and do not expose the unit to moisture or water.

## TROUBLESHOOTING

If for some reason the unit stops working or malfunctions, please follow these steps:

1. Please turn the unit **OFF**.
2. Interrupt the power supply by removing the batteries.
3. Let the unit stand for a few minutes, then replace the batteries.
4. Turn the unit **ON**. The unit should now be ready to play again.
5. If the product still does not work, replace with a new set of batteries.

If the problem persists, please call our Consumer Services Department at 1-800-521-2010 in the U.S. or 1-877-352-8697 in Canada, or by going to our web site at [www.vtechkids.com](http://www.vtechkids.com) and filling out our Contact Us form located under the Customer Support link. A service representative will be happy to help you.

### IMPORTANT NOTE:

Creating and developing **Infant Learning** products is accompanied by a responsibility that we at **VTech®** take very seriously. We make every effort to ensure the accuracy of the information, which forms the value of our products. However, errors sometimes can occur. It is important for you to know that we stand behind our products and encourage you to call our Consumer Services Department at 1-800-521-2010 in the U.S. or 1-877-352-8697 in Canada, or by going to our web site at [www.vtechkids.com](http://www.vtechkids.com) and filling out our Contact Us form located under the Customer Support link with any problems and/or suggestions that you might have. A service representative will be happy to help you.

## NOTE:

This equipment has been tested and found to comply with the limits for a Class B digital device, pursuant to Part 15 of the FCC Rules. These limits are designed to provide reasonable protection against harmful interference in a residential installation. This equipment generates, uses and can radiate radio frequency energy and, if not installed and used in accordance with the instructions, may cause harmful interference to radio communications. However, there is no guarantee that interference will not occur in a particular installation. If this equipment does cause harmful interference to radio or television reception, which can be determined by turning the equipment off and on, the user is encouraged to try to correct the interference by one or more of the following measures:

- Reorient or relocate the receiving antenna.
- Increase the separation between the equipment and receiver.
- Connect the equipment into an outlet on a circuit different from that to which the receiver is connected.
- Consult the dealer or an experienced radio/TV technician for help.

**Caution:** Changes or modifications not expressly approved by the party responsible for compliance could void the user's authority to operate the equipment.

THIS DEVICE COMPLIES WITH PART 15 OF THE FCC RULES. OPERATION IS SUBJECT TO THE FOLLOWING TWO CONDITIONS: (1) THIS DEVICE MAY NOT CAUSE HARMFUL INTERFERENCE, AND (2) THIS DEVICE MUST ACCEPT ANY INTERFERENCE RECEIVED, INCLUDING INTERFERENCE THAT MAY CAUSE UNDESIRE OPERATION.

*CAN ICES-3 (B)/NMB-3(B)*



## PRODUCT WARRANTY

This Warranty is applicable only to the original purchaser, is non-transferable and applies only to "VTech" products or parts. This product is covered by a 3-month Warranty from the original purchase date, under normal use and service, against defective workmanship and materials. This Warranty does not apply to (a) consumable parts, such as batteries; (b) cosmetic damage, including but not limited to scratches and dents; (c) damage caused by use with non-VTech products; (d) damage caused by accident, misuse, unreasonable use, immersion in water, neglect, abuse, battery leakage, or improper installation, improper service, or other external causes; (e) damage caused by operating the product outside the permitted or intended uses described by VTech in the owner's manual; (f) a product or part that has been modified (g) defects caused by normal wear and tear or otherwise due to the normal aging of the product; or (h) if any VTech serial number has been removed or defaced.

Prior to returning a product for any reason, please notify the VTech Consumer Services Department by going to our web site at [www.vtechkids.com](http://www.vtechkids.com), filling out our Contact Us form located under the Customer Support link or calling 1-800-521-2010.

If the service representative is unable to resolve the issue, you will be provided instructions on how to return the product and have it replaced under Warranty. Return of the product under Warranty must adhere to the following rules: If VTech believes that there may be a defect in the materials or workmanship of the product and can confirm the purchase date and location of the product, we will at our discretion replace the product with a new unit or product of comparable value. A replacement product or parts assumes the remaining Warranty of the original product or 30 days from the date of replacement, whichever provides longer coverage.

**THIS WARRANTY AND THE REMEDIES SET FORTH ABOVE ARE EXCLUSIVE AND IN LIEU OF ALL OTHER WARRANTIES, REMEDIES AND CONDITIONS, WHETHER ORAL, WRITTEN, STATUTORY, EXPRESS OR IMPLIED. IF VTECH CANNOT LAWFULLY DISCLAIM STATUTORY OR IMPLIED WARRANTIES THEN TO THE EXTENT PERMITTED BY LAW, ALL SUCH WARRANTIES SHALL BE LIMITED TO THE DURATION OF THE EXPRESS WARRANTY AND TO THE REPLACEMENT SERVICE AS DETERMINED BY VTECH IN ITS SOLE DISCRETION.**

To the extent permitted by law, VTech will not be responsible for direct, special, incidental or consequential damages resulting from any breach of Warranty.

This Warranty is not intended to persons or entities outside the United States of America. Any disputes resulting from this Warranty shall be subject to the final and conclusive determination of VTech.